

# PRODUCT CUT SHEET

# TEXEL DRAINTUBE


THE DRAINAGE GEOCOMPOSITE MADE TO MEASURE FOR YOUR PROJECTS

## + ADVANTAGES:

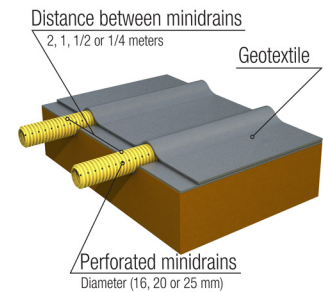
Allows drainage of liquids as well as gases;

Dimensioning software to optimize performance and cost;

Flexible product, simple to install, quickly and efficiently.

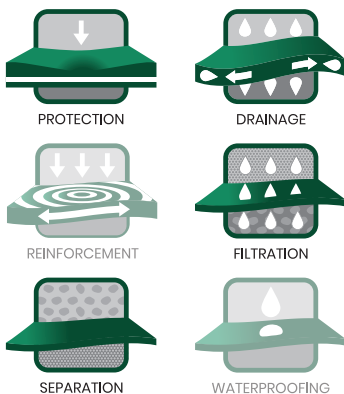


The Texel DRAINTUBE line is a family of patented products offering geocomposites for drainage and filtration made up of regularly perforated minidrains, spaced between two or three geotextile sheets. The diameter and spacing of the minidrains as well as the geotextiles used are selected and validated for each project according to the hydraulic and geotechnical characteristics of the site. The geocomposite is thus optimized in terms of cost and performance. Texel DRAINTUBE allows the drainage of liquids and gases in civil engineering applications, sports fields, buildings, landfill cells, polluted soils and mining and gas operations.



TEXEL DRAINTUBE

## FUNCTIONS



## A SOLUTION WITH MULTIPLE FUNCTIONS:

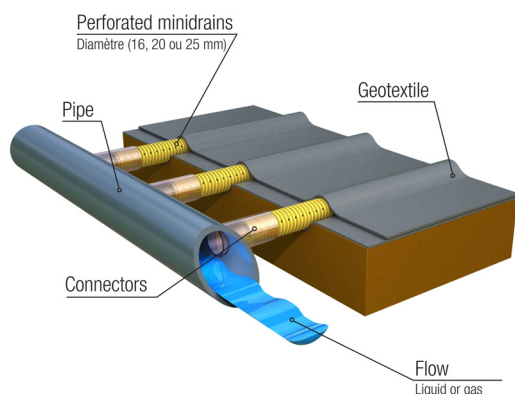
The Texel DRAINTUBE line combines the proven technologies of geotextiles and perforated drains in a single unique manufactured product :

- **Drainage:** perforated minidrains with a large hydraulic capacity, constant over the long term, even under severe constraints;
- **Separation/Filtration:** geotextile with filtration openings and mechanical characteristics controlled for the specific application;
- **Protection:** possible dimensioning to provide high puncture resistance.

## SECTORS

- ✓ Municipal and Landscape Architecture
- ✓ Roads and Transportation
- ✓ Natural Resources and Energy
- ✓ Industrial and Waste Management

# TEXEL DRAINTUBE



## SIMPLE AND EFFICIENT INSTALLATION WITH QUICK-CONNECT SLEEVES:

- The geocomposite is supplied with sleeves for the rapid and easy connection of minidrain between rolls;
- At the end of the drainage, if a draining trench of the French drain type is not prescribed, the quick-connect system allows direct connection of the minidrain to a main collector drain;
- In the case of gas drainage, it allows the depressurization of the entire system.

## TEXEL DRAINTUBE, A PERFORMING AND COST-EFFECTIVE ALTERNATIVE PROVIDING AN EXCELLENT RETURN ON INVESTMENT

The technology allows multiple interventions :

- Drainage of water infiltration and rising ground water;
- Primary, secondary and tertiary drainage of leachates;
- Drainage of biogases;
- Drainage of polluted soils and radon.

The versatility of DRAINTUBE makes it the solution of choice for numerous applications :

- Roads and civil engineering : roadway foundation, retaining walls;
- Environmental installations : new cells, covering technical landfills;
- Mining operations : site covering, underground water, leaching areas;
- Sports fields, polluted soils, buildings, etc.

The product has several benefits :

- Economy : replacement of expensive natural materials (clean stone, sand, etc.);
- Quality : manufactured product with resulting uniform factory-measured characteristics;
- Logistics and security : reduction in traffic of trucks and heavy machinery on worksite;
- Environment : works with smaller environmental footprint (reduction of greenhouse gases, geocomposite with an advantageous carbon budget).

SPECIFICATIONS	Description	Type of product	Format
	Texel DRAINTUBE	Geocomposite (Nonwoven needled geotextile + perforated mini-drains)	Roll

## TEXEL DRAINTUBE, PROPERTIES WHICH MAKE A DIFFERENCE

Properties Measured		Test Method	Unit	Interpretation
Mechanical	Puncture resistance CBR	ASTM D6241	N	Quantifies puncture resistance to aggregate pressing against the geocomposite.
Hydraulic	Filtration opening size (FOS)	CGSB 148.1-10	µm	Indicates the size of soil particles which can pass through the geotextile under hydrodynamic conditions.
	Permittivity	ASTM D4491	sec <sup>-1</sup>	Indicates the capacity of the geotextile filter to let water through perpendicularly to its plane.
	Transmissivity	ASTM D4716	m <sup>2</sup> /s	Indicates the capacity of the geocomposite to conduct water along its plane for a given constraint and hydraulic gradient.

This table presents a summary of specifications. We invite you to consult updated information sheets and detailed technical specifications on our website at [www.texel.ca](http://www.texel.ca)

### NEED TO KNOW MORE?

Call our representatives for your projects! 1 800 463-8929 | [texel.ca](http://texel.ca)

1300, 2<sup>e</sup> rue, Parc industriel, Sainte-Marie-de-Beauce (Québec) G6E 1G8

IMPORTANT NOTICE - The information included in this document is presented for status and promotion purposes only. Therefore, all the characteristics of the project have not been mentioned. Texel and his partners do not offer any guarantee in regard to the previous information.

