

PRODUCT CUT SHEET

TEX SERIES

THE PRODUCT LINE FOR LANDSCAPING PROFESSIONALS

+ ADVANTAGES:

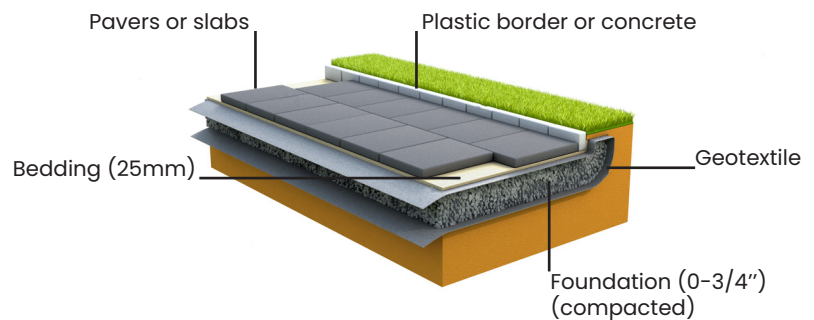
Versatile products available in several grades for a multitude of applications;

Stabilization and control of soil erosion;

Weed control.

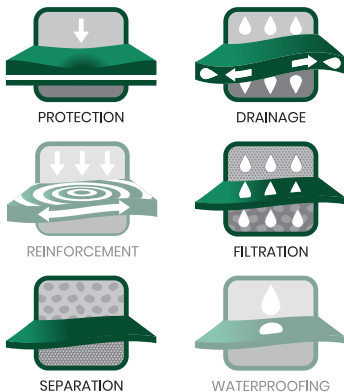


The geotextiles of the Tex Series perfectly meet the needs of grading and landscaping professionals who want to ensure the sustainability of their work. Available in several grades, they are suited to all types of projects requiring soil stabilization and weed control. They can be used under intensive conditions such as reinforcement behind retaining walls as well as in decorative applications under a layer of mulch or decorative stone.



TEX SERIES

FUNCTIONS



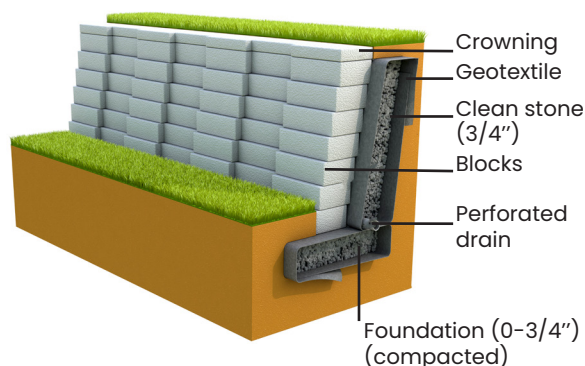
THE TEX SERIES IS PERFECTLY SUITED TO VARIOUS GRADING AND LANDSCAPING APPLICATIONS:

- Separates vegetation and soil layers, thus preventing migration and soil contamination and improving weed control;
- Stabilizes the soil when installing residential entryways, sidewalks and paths;
- Retains drainage materials and slows erosion behind retaining walls;
- Provides a cushioning layer between the soil and the waterproof membrane in water gardens.

SECTORS

- ✓ Municipal and Landscape Architecture
- ✓ Roads and Transportation
- ✓ Natural Resources and Energy
- ✓ Industrial and Waste Management

TEX SERIES



INSTALLATION OF A TYPICAL GRAVITY WALL:

- Dig a trench to the depth of the foundation plus 10 % of the height of the wall (min 150 mm);
- Install a geotextile at the bottom and behind the wall letting it extend past the front and back of the structure;
- Spread the foundation material 0-20 mm (0-¾"), compact, level, and fold geotextile over;
- Lay out the first row of blocks and place a perforated drain wrapped in geotextile extending up behind the blocks;
- Fill the space behind the wall with clean 20 mm (¾") stone deploying the geotextile as the blocks are stacked.

THE TEX SERIES, A VERSATILE SOLUTION FOR LANDSCAPING WORK

The products of the Tex Series are designed to meet the requirements of applications commonly encountered in landscaping work.

The type of fiber and the thickness of each geotextile provide them with a remarkable longevity, protect the esthetics of the landscaping for several years and are a guarantee of a wise investment. The four types of geotextiles feature specific properties for use in the following applications :

Applications	Functions	Recommended Geotextile
Flower beds and landscaping	Weed control	Texel TEX-500
Residential entryways, paths and sidewalks	Soil stabilization	Texel TEX-500, Texel TEX-700
Retaining walls and shoreline protection	Erosion control, drainage and filtration	Texel TEX-700
Water gardens	Protective cushioning	Texel TEX-700 NOIR

SPECIFICATIONS	Description	Type of product	Format
	Texel TEX-500, Texel TEX-700, Texel TEX-700 NOIR	Non-woven needled polypropylene geotextile	Roll

TEX SERIES, PROPERTIES WHICH MAKE A DIFFERENCE

Properties Measured	Test Method	Unit	Interpretation	
Mechanical	Surface density	ASTM D5261	g/m ²	Measures the density of the material in order to evaluate its protection capacity.
	Thickness	ASTM D5199	mm	Indicates the geotextile's thickness in its protective function.
	Breaking strength	CGSB 148.1-7.3	N	Indicates the capacity of the geotextile to absorb tensile forces before reaching its breaking point.
	Tearing strength	CGSB 148.1-7.3	%	Indicates the product's resistance to the propagation of a tear when force is applied to the material.

This table presents a summary of specifications. We invite you to consult updated information sheets and detailed technical specifications on our website at www.texel.ca.

NEED TO KNOW MORE?

Call our representatives for your projects! 1 800 463-8929 | texel.ca

1300, 2^e rue, Parc industriel, Sainte-Marie-de-Beauce (Québec) G6E 1G8

IMPORTANT NOTICE - The information included in this document is presented for status and promotion purposes only. Therefore, all the characteristics of the project have not been mentioned. Texel and his partners do not offer any guarantee in regard to the previous information.

