

TEXEL TEXDRAIN

OPTIMAL DRAINAGE IN EVERY SITUATION

+ ADVANTAGES:

Efficient water drainage, filtration, separation and evacuation using a single product;

Quick water interception and evacuation to the outlet pipe;

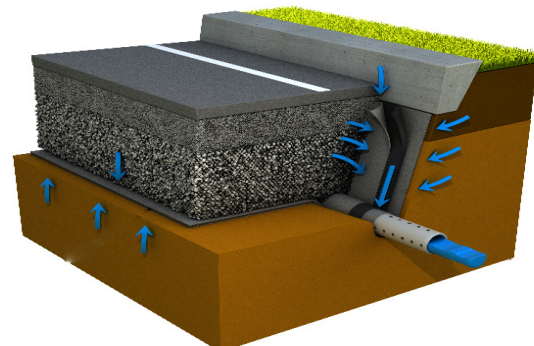
Costs less than conventional drainage systems;

Product is flexible, easy to install and adapts to the excavation profile;

Drainage core 1,000 to 10,000 times more permeable than in-situ soil.

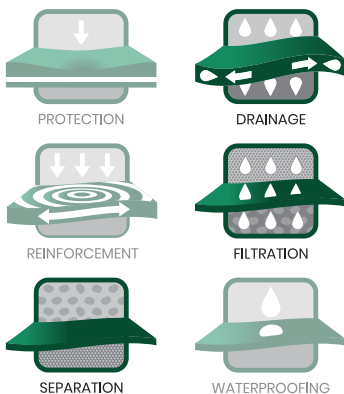


Texel Texdrain is a drainage composite designed to intercept and accelerate the evacuation of infiltrating waters from pavement structures towards neighboring terrain over the full height /width of the road's foundation. Its manufacturing and hydraulic properties allow for the retention of fine soil particles, thus combining drainage and separation/ filtration functions. The product comes in two models : Texel Texdrain 80V for vertical drainage (with sheath for pipe to be inserted) and Texel Texdrain 80H for horizontal drainage (without sheath).



TEXEL TEXDRAIN

FUNCTIONS



SECTORS

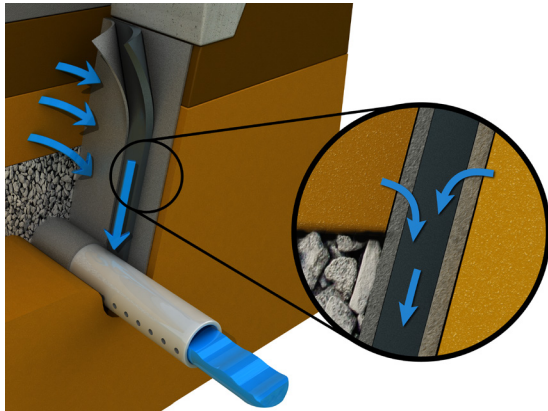
- ✓ Municipal and Landscape Architecture
- ✓ Roads and Transportation

ADEQUATE DRAINAGE

Texel Texdrain possesses key characteristics ensuring adequate drainage of road infrastructures, bridge abutments, embankments, retaining walls, etc:

- Important drainage capacity under high compression;
- Intercepts water and lowers hydrostatic pressure in the structure;
- High resistance to imposed mechanical stress;
- Large contact surface with soil facilitating water catchment;
- In-plant quality control during geocomposite manufacturing.

TEXEL TEXDRAIN



TEXEL TEXDRAIN 80V INSTALLATION INSTRUCTIONS FOR BEST PERFORMANCE:

- Install and fix product vertically along the excavated wall;
- Overlap product based on worksite conditions and attach pipes using joining sleeves;
- Pre-insert rope in sheath to pull perforated drainage pipe easily through;
- Place collector pipe at a minimum of 150 mm below structure line;
- Connect and install header pipe to ensure sufficient water run-off.

TEXEL TEXDRAIN, A SOLUTION TO WATER INFILTRATION

Water infiltration and the presence of water have a direct impact on infrastructure longevity, particularly in areas where periods of freezing and thawing occur. The ministère des Transports du Québec recognizes that the installation of drainage systems allows for improved pavement performance and increased durability. A performance test was conducted by the Laval University i3C Chair, which revealed that the use of Texel Texdrain reduces water content by 40 % and increases pavement service life by up to 25 %. Furthermore, Texdrain products ensure the efficient drainage of road infrastructures, acting as a draining screen along the pavement of bridge abutments, embankments, retaining walls and are also suitable for parks, parking lots, railroads, golf courses, landfill sites, airports, concrete slabs, etc.

Texel Texdrain's drainage core, perfectly enveloped between two geotextiles filters offers a permeability 1,000 to 10,000 times greater than that of the soil in place, thus promoting the migration of water through the geotextile to the outlet pipe. Since it rapidly evacuates water to minimize the effects of frost heaves, Texel Texdrain offers an effective drainage solution. This product therefore preserves the integrity of the structure by ensuring the maintenance of the bearing capacity while limiting the migration of fine particles.

SPECIFICATIONS	Description	Type of product	Format
	Texel Texdrain 80V (with sheath for pipe), Texel Texdrain 80H (without sheath)	Nonwoven needlepunched geotextile	Roll

TEXEL TEXDRAIN, PROPERTIES WHICH MAKE A DIFFERENCE

Properties Measured		Test Method	Unit	Interpretation
Mechanical	Tensile strength	ASTM D4632	N	Indicates the capacity of the geocomposite to resist tension strength to breaking point.
Hydraulic	Resistance to water penetration	CGSB 4.2 No. 26.3	cm H ₂ O	Indicates the maximum height column of water in the product before penetration.
	Transmissivity	ASTM D4716	m ² /s	Indicates the capacity of the geocomposite to conduct water along its plane for a given constraint and hydraulic gradient.
	Filtration opening size (FOS)	CGSB 148.1 No. 1	µm	Indicates the size of soil particles which can pass through the geotextile under hydrodynamic conditions.

This table presents a summary of specifications. We invite you to consult updated information sheets and detailed technical specifications on our website at www.texel.ca.

WANT TO LEARN MORE?

Feel free to contact one of our representatives to discuss your project. **1 800 463-8929 | texel.ca**

485 rue des Erables, Saint-Elzear (Québec) G0S 2J1

IMPORTANT NOTICE – The information in this document is provided for promotional purposes only and is intended as a general guide. Project-specific characteristics may not be fully detailed. Texel and its partners offer no warranties regarding the information contained herein.